




# VUFSGE365--

## ULTIMA DUAL FUEL 36" RANGE

GENERAL FEATURES		
Size	36"	
Type	Dual Fuel	
Clock and Timer	Touch Control & Programmable	
Control Knobs	Chrome - Round Soft-Touch	
Liquid Propane (LP)	LP Conversion Kit Included	
Power Requirements	120/240 Volt 60Hz 30 Amp dedicated circuit	
Warranty	2 years parts & labor within policy	
COOKTOP FEATURES		
Burners	5 Sealed SABAF Brass – 57,000BTU	
Double Ring x 2	5,000 - 12,000 BTU	
Semi-Rapid x 2	1,500 - 8,000 BTU	
Dual Burner x 1	Double Crown 1,100 - 17,000 BTU Inner Crown 1,100 – 2,800 BTU Outer Crown 5,000 - 14,200 BTU	
Ignition Type	One-Touch, Instant with Safety Shut-off Thermocouple Feature	
Grates	Continuous Cast Iron	
Griddle	Optional	
Wok Support Ring	Included – Cast Iron	
OVEN FEATURES		
Interior Oven Dims.	5.0 cu.ft. / 30"W x 16"D x 15.5"H	
Convection Fan	Dual Convection Fans	
European Convection	Yes	
Broil Element	Yes – Full Width, Closed Door	
Broiler Power	3,000W	
Functions	Bake, Bottom Bake , Upper Bake, Broil, Maxi Broil, Convection Bake, Convection Broil, Defrost, Pizza, Fan Assist	
Oven Door	Soft-Close w/ 3 Pane Removable Glass	
Oven Lights	4 LED	
Oven Interior	Easy-clean enamel + Catalytic panels	
Included Accessories	1 – standard rack, position adjustable	
	2 – glide supports, position stationary	
	1 – space saver shelf	
	1 – air fry tray	
1 – broiler pan assembly		
DIMENSIONS		
Width (in)	35 7/8	
Height (in)	35 3/8" – 37 1/4"	
Depth (in)	25 1/4"	
Island Trim	3"H (available for purchase as accessory)	
OPTIONAL ACCESSORIES		
TEPPANYAKI GRIDDLE	Stainless Steel	VEGRL300SS
STEAK GRIDDLE PAN	Cast Iron	VEGRD100C
SIMMER PLATE	Cast Iron	VEMSIM
SMALL POT REDUCER	Cast Iron	VEMSPR
COLOR KNOBS SET	Burgundy or Black	VEKNDGESBU/BLK

### COLOR OPTIONS:



### MAIN FEATURES:



ALL BRASS BURNERS



ROUND SOFT TOUCH KNOB




TOUCH CONTROL CLOCK



SPACE SAVER SHELF

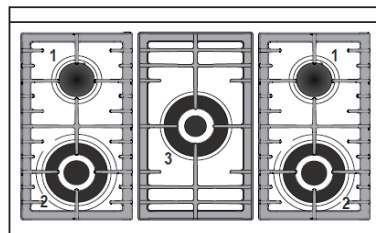


FULL-WIDTH STORAGE DRAWER



DUAL CONVECTION FANS

### COOKTOP CONFIGURATION:



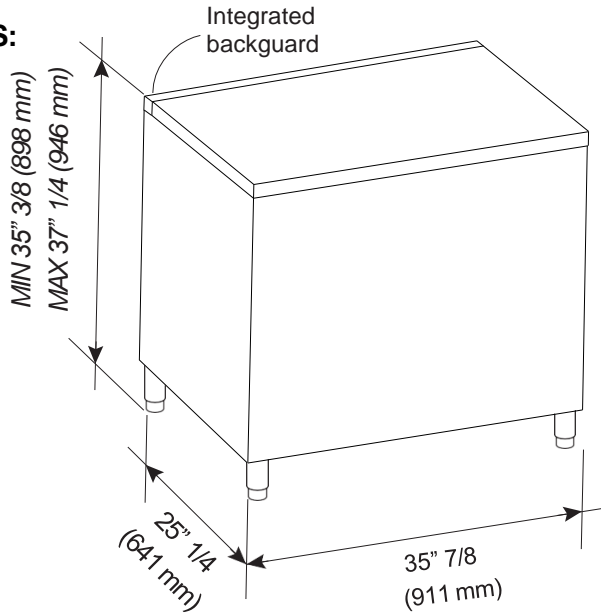
BURNER REF	MAX BTU
1	8,000
2	12,000
3 - Dual	17,000
3 - Inner	2,800
3 - Outer	14,200



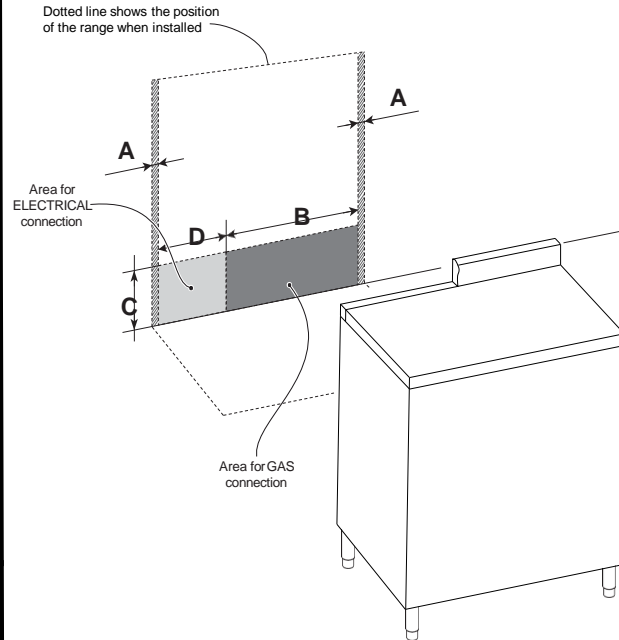
# VUFSGE365-- ULTIMA 36" DUAL FUEL RANGE

EuroChef USA | [www.veronaappliances.com](http://www.veronaappliances.com)

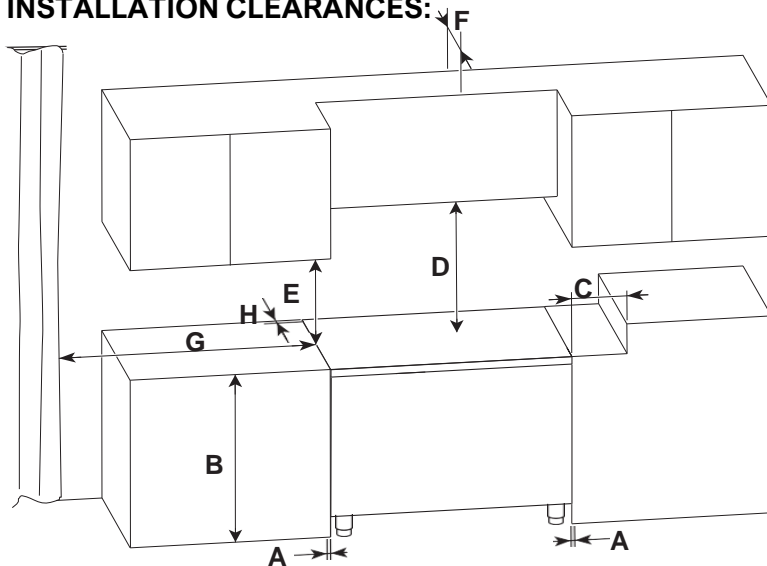
## DIMENSIONS:



## ELECTRICAL & GAS CLEARANCES:



## INSTALLATION CLEARANCES:



Ref.	inch	mm
A	1/4"	6
B	23" 9/16	599
C	8" 1/8 - 10" 1/8 (*)	207 - 257 (*)
D	11" 13/16	300

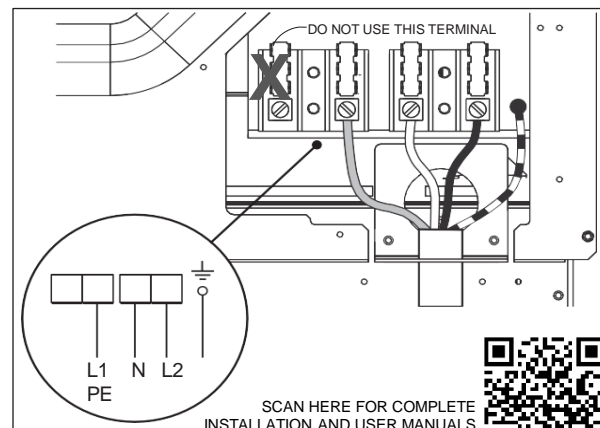
(\*): Depending on appliance leg installation height.

Ref.	inch	mm
A	0"	0
B	37" 1/2 (*)	953 (*)
C	11" 13/16	300
D	30" or 36" minimum	762 or 914 minimum
E	18" minimum	457 minimum
F	13" maximum	330 maximum
G	20" minimum	500 minimum
H	0"	0

(\*) Maximum height of cabinetry immediately adjacent to the range (from floor to countertop). Depending on the height of the feet adjustment. The cooking surface must sit flush or above countertop level.

## IMPORTANT: 4-WIRE INSTALLATION REQUIRED

Please follow full instructions for 4-wire installation found within the installation manual provided with the appliance.



SCAN HERE FOR COMPLETE  
INSTALLATION AND USER MANUALS

